



esogetics



❖❖❖ **Crystal Puncture**
according to Peter Mandel

All materials, contributions and illustrations are copyrighted. Any use or reproduction, even excerpts, requires written permission.

© Copyright by esogetics GmbH, Hildastraße 8, 76646 Bruchsal

Information about trainings, seminars and instruments is available from

esogetics GmbH

Hildastraße 8 · D-76646 Bruchsal

Fon: +49 (0)7251-8001-0 · Fax: +49 (0)7251-8001-55 · info-de@esogetics.com

www.esogetics.com

esogetics GmbH – Branch office

Hirschmattstr. 16 · CH-6003 Luzern

Fon: +41 (0)41-4205836 · Fax: +41 (0)41-4205936 · info-ch@esogetics.com

www.esogetics.com

Table of contents

From the “Pure” Crystal to the Therapeutic Medium5

The Holographic Crystal Puncture5

Application of the Crystal Puncture Tattoos8

The Basic Combinations of Crystal Puncture9

Chinese Points on the Scalp around the Ear12

The System of the Pain Clock and the Pain Grid14

The Cross of Information17

The Ear Points (selected examples)18

From the “Pure” Crystal to the Therapeutic Medium

In cooperation with the Swarovski company therapy crystals with precisely coded information have been created through a sophisticated special process: large crystals like the crystal activator and faceted crystals for application in specific skin areas and small crystal tattoos for crystal puncture.

The crystal therapy according to Peter Mandel is using holographic structures, in order to add “meaning” to a blank, amorphous crystal. Through a specific cut and engraving the large crystals are enhanced with the holographic archetypal patterns of the Earth hologram and thus receive their mode of action. In the 13th century Giordano Bruno already had placed this “Earth hologram” in the center of his “heretic worldview”.

This hologram corresponds to the body related interference patterns that are anchored in the human being.

Around 1930 the concept of the holograms was established by Prof. Dennis Gabor, and he received the Nobel Prize for it. Further fertile influences for Peter Mandel’s concept have been the works of two scientists, Prof. Karl Pribram and Prof. David Bohm. In the middle of the 20th century both of these researchers have promoted the thesis, that the universe (Bohm) as well as the brain (Pribram) are based on a holographic model.

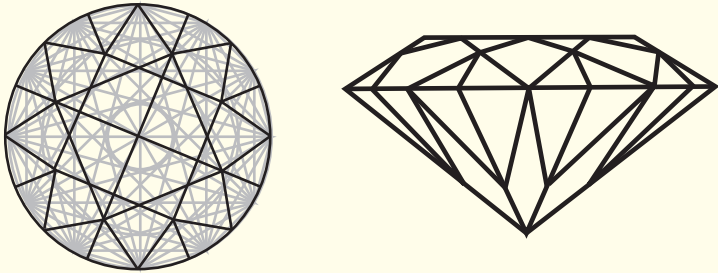
All these ideas culminated many years ago in the first concepts of translating the interference patterns, which were underlying the holographic principle, into therapeutic models.

The Holographic Crystal Puncture

A special laser technique enabled the Swarovski company to place these holograms into the small puncture crystals. That opened up a whole new dimension of effectiveness.

The crystal puncture combinations are addressing all three levels - spirit/ information, soul/ energy and body/ matter - , and they are able to amplify the regulating influence of any other subsequent therapy. Especially in regard to the causal level of disease and pain crystal therapy has proven itself well in the clinical setting.

Thus the therapist enters a new dimension of effectivity. The positive reactions in patients last longer and often happen more quickly. The excellent success rate of crystal therapy and the crystal puncture is without doubt based in the structures and lines of the Earth hologram.



The emeritus Prof. Dr. Rimpler of the Hannover medical school, who deplorably died way too early, tested the effectiveness of crystal puncture with his students.

He provided us with the following hypothesis:

“The prerequisite for the maintenance of homeostasis as basis of health is the ability of a continuous regulation of all the open interlinked systems that comprise the organism. As long as there is vitality certain biophysical structures arise within the different cells. They are released and among other things they serve the fine tuning of the cellular interaction to coordinate the entire metabolism.”

To maintain the functions of life the ongoing supply of energy and the appropriate cell information needs to be guaranteed. The influence of electromagnetic radiation holds a special position in the regulation and expression of these life processes. As the sensitivity of living systems is dependent on their order of magnitude, the human being is already reacting to small stimuli, a feature which is being used in acupuncture or electroacupuncture.

It is also well-known that cells, which are influenced through their surrounding matrix in a mutual interaction, change their behavior, which in the case of a damaging noxious substance initially leads to an increase in the designated elimination pathways. Afterwards the process turns chronic and then ultimately degenerative, leading to a stasis and rigidity in the system. Such deep reaching changes result in a characteristic alteration of the entire information emission, and clinically the organism shows a cachexia. Reflexes from the

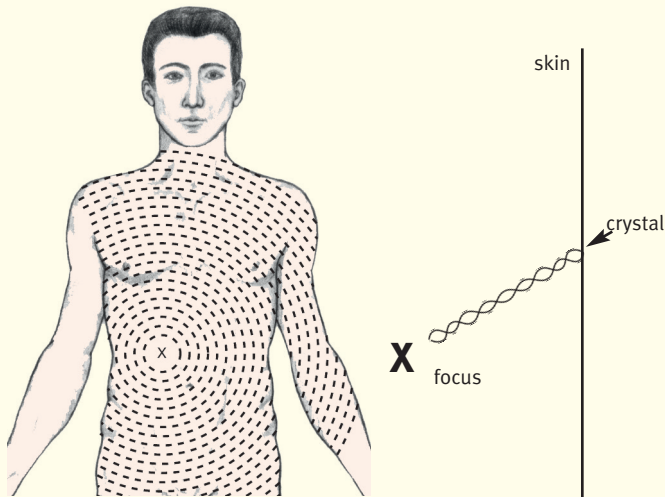
body surface support the assumption that the skin is able to absorb electromagnetic radiation and transfer it to the inside, something that is specifically being used in electroacupuncture.

A pathological state can thus be recognized through a modified value of the acupuncture point, which is the result of a change in the regulation state of the system in question. If a pathologically changed emission is nullified through interference with an opposing frequency pattern, the reaction state gets contacted. Thus it should be possible to intervene in pathological processes and induce therapeutically useful modifications.

Overall it is imaginable that the reflecting surfaces of crystals are suited to erase the pathological emission of a certain state of regulation through interference and thus provide a stimulus, which encourages the chaperone synthesis and excretion, which contributes to the recovery of the regulatory capacity. Moreover it should also be possible to introduce a certain electromagnetic vibration through the same points on the skin at the same time. We are looking forward to seeing how such a hypothesis might be validated through future clinical observations.”

Prof. Rimpler's hypothesis confirms that the mode of action of crystal puncture consists of "constructive interferences". That is the only way to explain the results of this treatment that can be seen in seconds. Whenever there is an imbalance or disease in the physical - organic system this sector emits wave packages. These waves are received on the entire surface and they leave a change of the electromagnetic potential behind. Electrical resistance is altered, which creates an interaction with specific assigned reflex points and zones: through an appropriate therapeutic medium and especially in the right location. If an opposing wave is constructed, which covers the negative vibration or more accurately forms an interference with it, then this interference erases the pathological state of reaction - instantaneously. The interrupted dynamic has been recovered.

example:



The crucial factor is the assigned somatotopy that possesses a direct connection with the changed potential in question. Over time we could observe that the somatotopies of the head, the ear and some exactly defined places on the skin have an affinity for crystal puncture. Many of these application systems have been newly revised, like for instance the Chinese points around the ear. Others, like the Ophthalmotropic Genetic Therapy (OGT) are effective in certain combinations.

Application of the Crystal Puncture Tattoos

The crystal puncture tattoos are glued directly on the reflex points of the skin with an anti-allergic adhesive. Crystal puncture does not have anything to with a “fashion statement”. Nonetheless it is often valued past its therapeutic value as an optical embellishment and is willingly accepted as a “cool” treatment method (which of course does not diminish its therapeutic effect in the least...).

A crystal puncture combination stays on the skin for three to four days. In case of any unpleasant reactions the crystals are removed immediately.

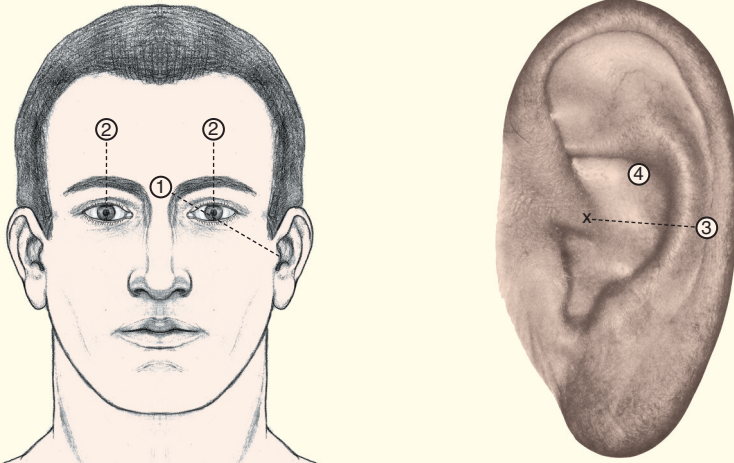
Repetitions or combinations of several crystal punctures principally require a hiatus of about four days between the different therapies.

The Basic Combinations of Crystal Puncture

These protocols are also intended to convince any sceptic of the lightning fast reaction to crystal puncture.

Basic Combination 1

Indication: Stimulation of lymphatic regulation and physical detoxification.



Point 1: Yin Trang

Location: Exactly between the eyebrows.

Point 2: Coordination points hypothalamus

Location: In the middle of the forehead on a line that extends upward on the right and left from the eye, as it is looking straight ahead.

Point 3: Lymph drainage points in the ear

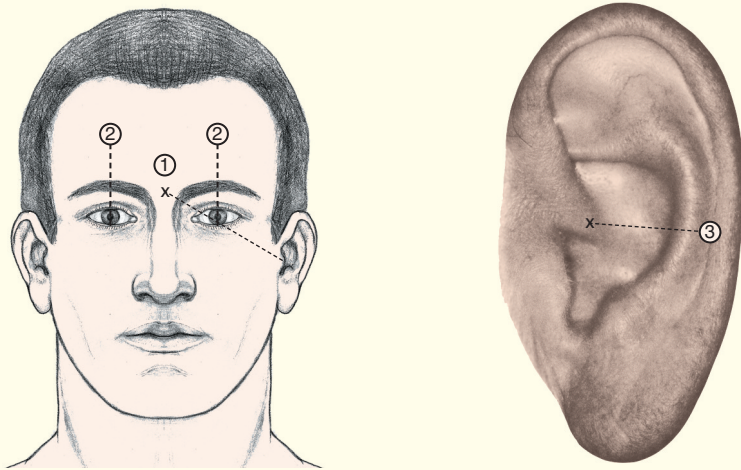
Location: On the connecting line from Yin Trang (point 1) through Nogier's zero point to the autonomic groove according to Günther Lange. The point of the 8th tooth has a particular affinity to the retromolar space and the lymphatic drainage behavior.

Point 4: Kidney point (95) in the ear

Diseases of the urogenital system and the adrenal glands, joint diseases, stimulation of detoxification.

Basic Combination 2

Indication: Harmonization of emotions and feelings



Points 1 and 2 are primarily used for psycho-emotional regulation.
Point 3 regulates the emotions and also activates lymph drainage.

Point 1: Limbic point

Location: Exactly 1 FW (fingerwidth) above the point between the eyebrows (Yin Trang).

Regulating influence on learning ability, regulation of feelings/ emotions and reduction of internal stress.

Point 2: Coordination points hypothalamus

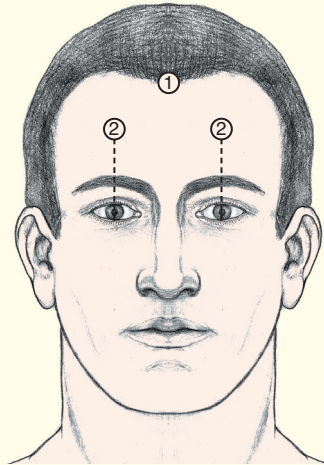
Location: In the middle of the forehead on a line that extends upward on the right and left from the eye, as it is looking straight ahead.

Point 3: Lymph drainage points in the ear

Location: On the connecting line from Yin Trang (point 1) through Nogier's zero point to the autonomic groove according to Günther Lange. The point of the 8th tooth has a particular affinity to the retromolar space and the lymphatic drainage behavior.

Basic Combination 3

Indication: Balance of psychological stress



Point 1: Point of memory

Location: Exactly at the hairline, on the median.

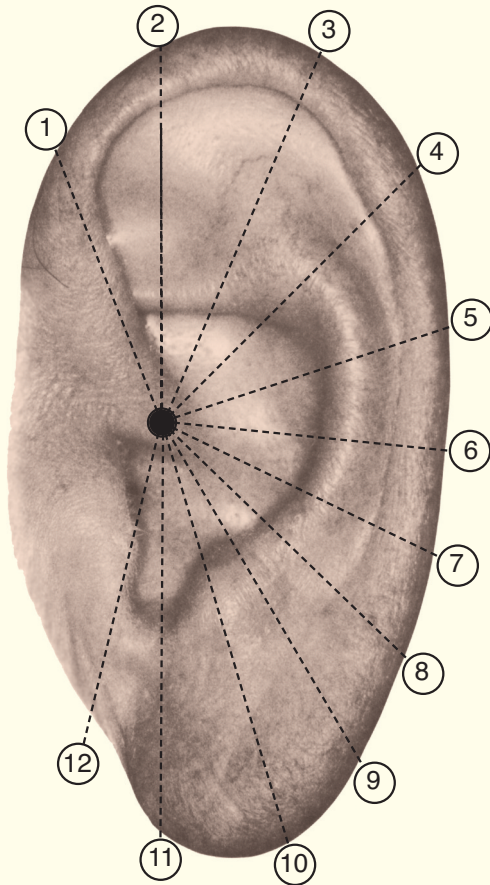
Point 2: Coordination points hypothalamus

Location: In the middle of the forehead on a line that extends upward on the right and left from the eye, as it is looking straight ahead.

Chinese Points on the Scalp around the Ear

Excellent supplemental therapies for all treatment protocols of any complaints - especially useful for chronic disease and therapy resistance.

The ear is pressed against the skull and the points are located along the edge of the ear on the scalp.



Point 1: Nose - mouth - jaw

Diseases of the oral cavity, the jaw, the nose. For allergies, loss of taste and ozaena (nose rot), sinusitis, teeth neuralgias and trigeminal neuralgia (possibly in combination with treatment of the trigeminal points of the ear and the body).

Point 2: Head - brain

Central nervous, psychological diseases, cranial neuralgias, depression, vascular spasms, arterial circulation complaints, vertigo, dizziness, disorientation.

Point 3: Facial neuralgia

Facial pains of any kind. Supplemental for cerebral spasms.

Point 4: Neuralgia neck/ shoulder

Also for occipital neuralgias and torticollis.

Points 5 and 6: Thoracic spine/ lumbar spine

All strains of the thoracic and lumbar spine, for organ treatments of the thorax and abdomen area. Careful massage of the points several times daily, without dislodging the crystal.

Points 7 to 9: Leg and joints of the foot

Strains and pain in the areas of knee, ankle and toes. For hip pain, hip arthritis and joint arthritis particularly of the knee, bursitis, circulation problems of the toes. Point 7 relates in particular to the hip, point 8 to the knee and point 9 to the ankle and the toe joints.

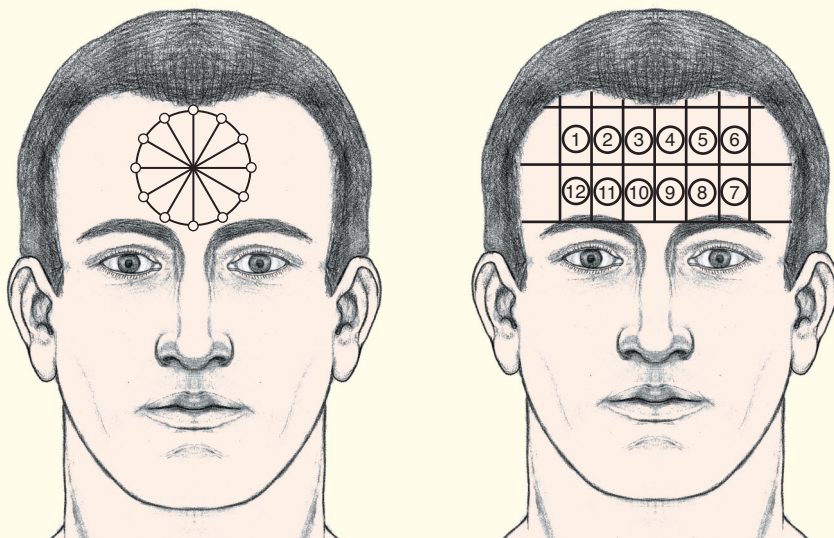
Points 10 and 11: Psychological points

Depression, fear and insomnia. Introductory treatment before the main treatment.

Point 12: Esogetic central point

Harmonizing combination point with points 1 through 11.

The System of the Pain Clock and the Pain Grid



The forehead as basic zone of the crystal activators has a connection with the pain clock.

Looking at the Earth hologram it is easy to discern twelve outer point areas. These points rule very precise indications. The surprising part is that these indications correlate closely with the traditional medical astrological correspondences. The treatment of this system with crystal puncture shows extraordinary results, especially when the pain is closely related to the given indications. As I have discussed in detail earlier, the pain clock on the forehead is a reflex field of many possibilities. Looking at the entire picture, it becomes obvious that the points of intersection of the Earth hologram are finding a correspondence here.

Aside from the pain clock I have discovered another twelfold system, which reflects similar connections. I call that system the “pain grid”, because its twelve points are also related to an individual’s pain.

Pain clock and pain grid - plus the points in the ear and a point on the left and right side of the head - are great options to influence the background of disease and pain.

Location of the points:

1. Position the template (choose the size from Yin Trang to the hairline → template of the pain clock, see appendix) and mark the assigned point at the edge.
2. Divide the forehead into 3 horizontal lines (hairline, middle of the forehead and Yin Trang) and into the vertical lines of median, line of the inner canthus, line of the middle of the eye and line of the outer canthus on the right and left. Then locate the zone in question in the resultant grid.

The zones of the pain clock and the pain grid are always identical. Up to 3 zones can be treated at a time.

Point 1 - Pain grid and pain clock

Indications: Muscle and tendon pain, pain from inflammation, gallbladder colic, pain after injuries, headaches. Also as an important support in diseases of the eyes and ears.

Point 2 - Pain grid and pain clock

Indications: Larynx pain, oral cavity, otitis media, pharyngeal lymphatic tissue (tonsillitis). Supportive for melancholy and depression.

Point 3 - Pain grid and pain clock

Indications: Nerve pain (motor), ear pain, pain in hands and fingers, spasms of the lung - chest area. Psychological overstimulation and stress symptoms are further indications.

Point 4 - Pain grid and pain clock

Indications: Stomach pain (gastralgia, ulcers etc.), pain in tumor diseases, psychological mood alterations accompanying endocrine autonomic symptoms (for instance upper abdominal spasms). All lymphatic imbalances react to these points, therefore good support in focal intoxication.

Point 5 - Pain grid and pain clock

Indications: Cardiac pain (angina pectoris vasomotorica), entire spine, pain in the eyes, pain from spinal cord diseases. Support points for circulatory disturbances, for instance blood pressure instability and rhythm problems.

Point 6 - Pain grid and pain clock

Indications: Intestinal ulcers (diverticulitis), epigastric syndrome (pain, pressure) with corresponding pain in the segments of the back (for instance liver/gallbladder or intestinal segments). Support for depression and dejection.

Point 7 - Pain grid and pain clock

Indications: Pelvic pain, kidney pain (stones, concretions), urinary bladder pain (bladder irritation). Supportive in the therapy of people who are unable to let go or who keep talking about the same old experiences; moreover very obsessive people.

Point 8 - Pain grid and pain clock

Indications: Pain from urinary retention, kidney and urinary bladder pain (combination with point no. 7) Support point for cancer diseases and pain. Post-surgical pain states. I have also observed that these points have a beneficial influence on adhesions and scars.

Point 9 - Pain grid and pain clock

Indications: Sciatica, hip and iliosacral pain, soft tissue rheumatism (combination with point no. 10), cerebral strain from arteriosclerosis. Recently I have observed that these points can do great things in obesity, in connection with other forms of therapy.

Point 10 - Pain grid and pain clock

Indications: Bones and joints, pain in rheumatism and gout, pain in organ degeneration. In all destructive types of disease these points should be used in addition to other therapies.

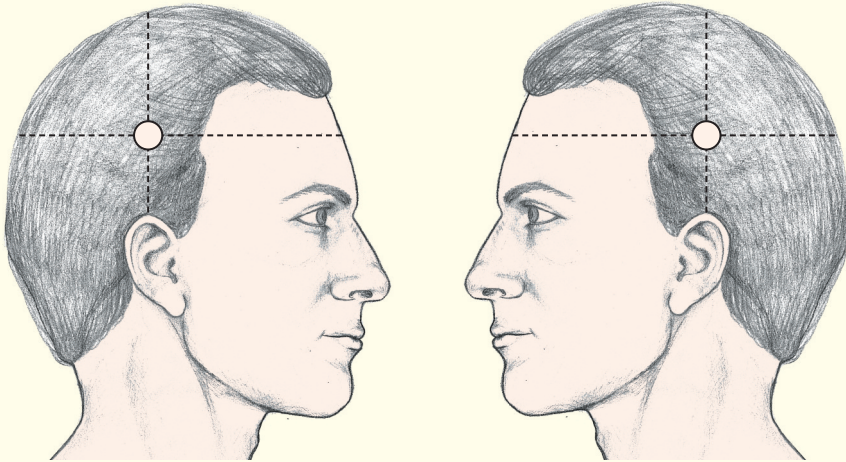
Points 11 - Pain grid and pain clock

Indications: Cerebral pain after meningitis, pain from spinal cord complaints (combination with point no. 5), state after fractures, spasms of the legs and feet. Support for paresthesias, restless leg syndrome and tics.

Point 12 - Pain grid and pain clock

Indications: Pain after poisonings, pain in the feet and toes (combination with point no. 11), rheumatic diseases (combination with points no. 9 and 10). Support for addictions.

The Cross of Information



The crystal puncture of the forehead can be linked with certain points of ear acupuncture and the so-called general point of the brain. I have named the latter point that way, because according to all observations it seems to bring about a special regulation of coordination impediments.

Location:

The point is located on the intersection of a line that extends vertically upwards from the tip of the ear on the left and right and a line that horizontally loops around the head from the middle of the forehead.

The Ear Points (selected examples)

Now I want to discuss some points of the ear acupuncture, which - like all points of the ear - are outstanding reflex zones for the crystal puncture. The reactions of the individuals are impressively good.

Point 28 of ear acupuncture - Brain/ brain stem



Indications:

Autonomic nervous system symptoms, conflict situations. Moreover an influence on the pituitary, hypothalamus and also for endocrine dysregulation like sweating, restlessness, heart palpitations etc.

The Three Levels of the Ear: Harmonizing of Body, Soul and Spirit



Point 55 of ear acupuncture - Chen men

Generally anti-inflammatory, sedating, analgesic. Lange describes it as the point of the soul energy that is inducing form. For us, however, the point is assigned to the physical sphere.

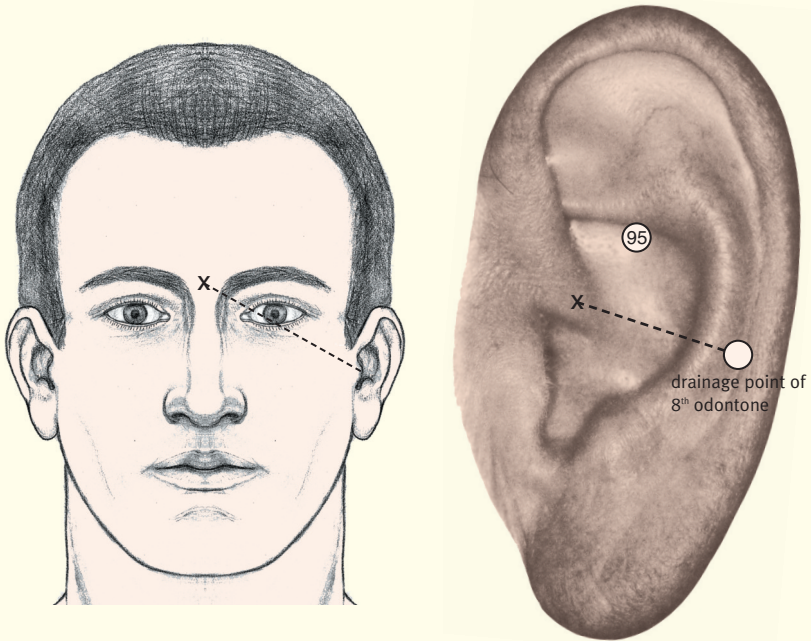
Point 100 of ear acupuncture - Heart

Cardiac rhythm problems, regulation of circulation, neurasthenia; insomnia, conflict stress.

Point 8 of ear acupuncture - Eye

Hordeolum, conjunctivitis, inflammatory eye diseases, atrophy of the optic nerve. Activation of all the “senses” in regard to information (spirit).

Combination for Lymphatic Imbalances



By using the drainage point of the 8th odontone and the kidney point (95) we can influence lymphatic strains.

The drainage point of the 8th odontone

On a connecting line from Yin Trang through Nogier's zero point to the autonomic groove according to Günter Lange. The 8th tooth holds particular importance for the retromolar space and the drainage behavior of the lymph.

Point 95 of ear acupuncture - Kidney

Diseases of the urogenital system; diseases of the adrenal glands; collapse proclivity; joint diseases; tinnitus; general analgesic effect.

Point 82 of ear acupuncture - Zero point according to Nogier



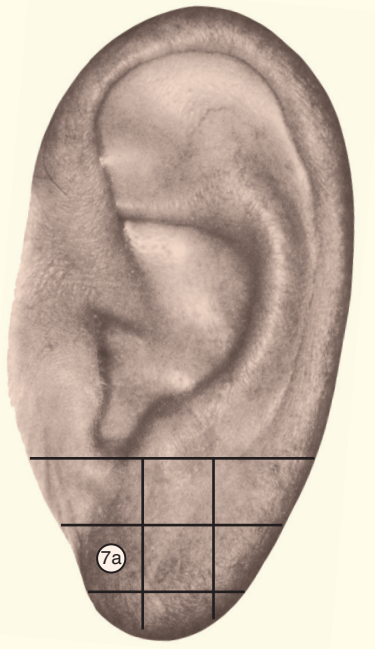
Dysmenorrhea, hematological diseases; responsible for the energy supply of the ear.

Point 29 of ear acupuncture - Polster



Generally anti-inflammatory, pain relief. Headaches, skin diseases, dizziness of unclear etiology. Diseases of the respiratory tract.

The neurasthenia point 7a



Located in the fourth field of the grid this point results in an immediate calming down, when used in crystal puncture. Supportive for pain. Corresponds to Nogier's omega point.

All points of the ear are ideal for the outstanding crystal reflexes. The points I have presented are some basic points, which can be combined with the general point of the brain and the points of the pain clock or the pain grid.

The protocols I have outlined here provide us with a new system of beneficially addressing disease and pain potentials.

Of course these considerations can be broadened as desired.

The marvelous effects - especially in children - will be convincing.

